

# Intergenerational Transfers: A Comparative German-Israeli Analysis

Claudia Vogel

Spring/Summer Conference 2006  
European Comparative Research on Ageing –  
Challenges and Opportunities  
June 23, 2006  
Vechta

# Presentation

- Project
  - Sociology of familial exchange in later life
- Data
  - Survey of Health, Ageing and Retirement in Europe (SHARE)
- Comparison
  - Israel and Germany
- Results
  - Social Support
  - Financial Transfers
- Conclusions

# Sociology of familial exchange in later life

- A comparative German-Israeli analysis of determinants of intergenerational transfers
  - Funded by the German-Israeli Foundation (GIF)
  - Teams in Israel and Germany

# Sociology of familial exchange in later life

- **Howard Litwin, Sharon Shiovitz-Ezra**
  - Paul Baerwald School of Social Work and Social Welfare, the Hebrew University in Jerusalem
- **Martin Kohli, Harald Künemund, Claudia Vogel**
  - Research Group on Aging and the Life Course (FALL), Institute of Sociology, Free University of Berlin
- **Axel Börsch-Supan**
  - Mannheim Research Institute for the Economics of Aging (MEA), University of Mannheim

# Sociology of familial exchange in later life

- Aims
  - create a comparative German-Israeli data set on the elderly based on SHARE
  - examine the factors that predict private intergenerational transfers in German-Israeli comparison
  - estimate the ability of German and Israeli societies to meet the social security needs of their future adult cohorts

# Sociology of familial exchange in later life

- Research Questions
  - Are there sociodemographic differences that predict the nature and extent of intergenerational transfer behavior?
  - Do public policies that promote a caring society ‘crowd out’ private familial transfers?
  - Who benefits most from intergenerational exchange: the younger or the older generation?

# Survey of Health, Ageing and Retirement

- SHARE is a multidisciplinary cross-national survey coordinated at the Mannheim Research Institute for the Economics of Aging ([www.share-project.org](http://www.share-project.org))
- Data collection of wave 1 in 2004, wave 2 in 2006
- 22.777 individuals aged 50+ in wave 1
- 11 countries: e.g. Sweden, Germany, Switzerland, Spain, Italy
- Extension of SHARE including Israel in 2006
- SHARE includes detailed information on health, socioeconomic status, family and social networks as well as on private family transfers and support

# Survey of Health, Ageing and Retirement

- German Sample

- 1. Wave (2004): 3020 individuals

- Israeli Sample

- 1. Wave (2006): 1813 individuals
- Subgroups:
  - Hebrew (1298)
  - Arab (387)
  - Russian (128)



# Family Structure Compared

	Germany	Israel
Number of children		
None	14.0	4.3
One	24.7	8.5
Two	35.7	21.1
Three and more	25.6	66.1

# Family Structure Compared

		Germany	Israel
Number of children			
None		14.0	4.3
One		24.7	8.5
Two		35.7	21.1
Three and more	25.6		66.1
Number of grandchildren			
None		42.6	25.9
One		12.0	7.9
Two		16.0	9.9
Three and more	29.4		56.3

# Family Structure Compared

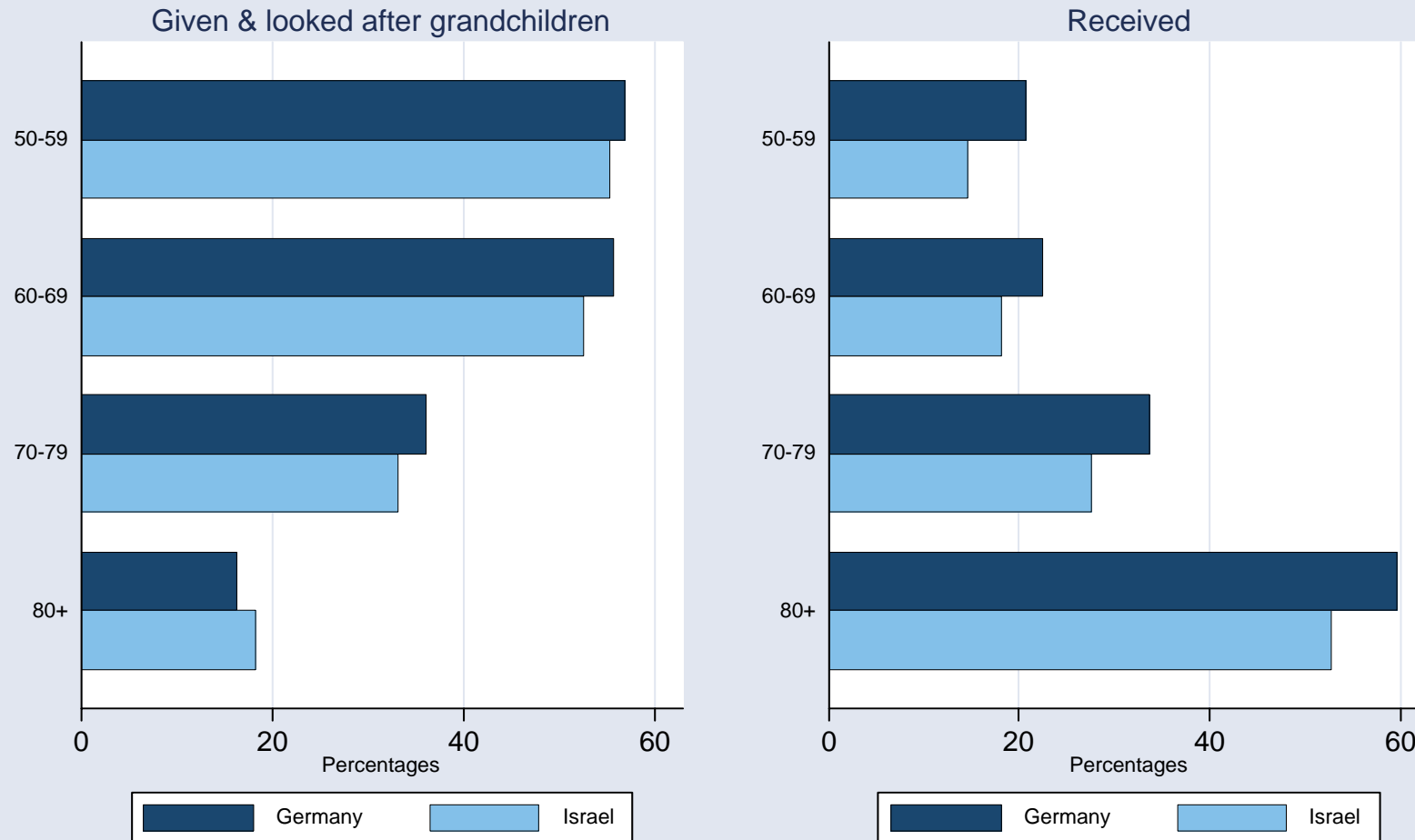
	Germany	Israel
Proximity of nearest living child		
More than 100 kilometers	9.6	2.9
25 to 100 kilometers	9.1	7.2
1 to 25 kilometers	35.0	26.7
Less than 1 kilometer	12.4	10.9
Same building	13.1	5.6
Same household	20.8	46.7

# Social support outside the household



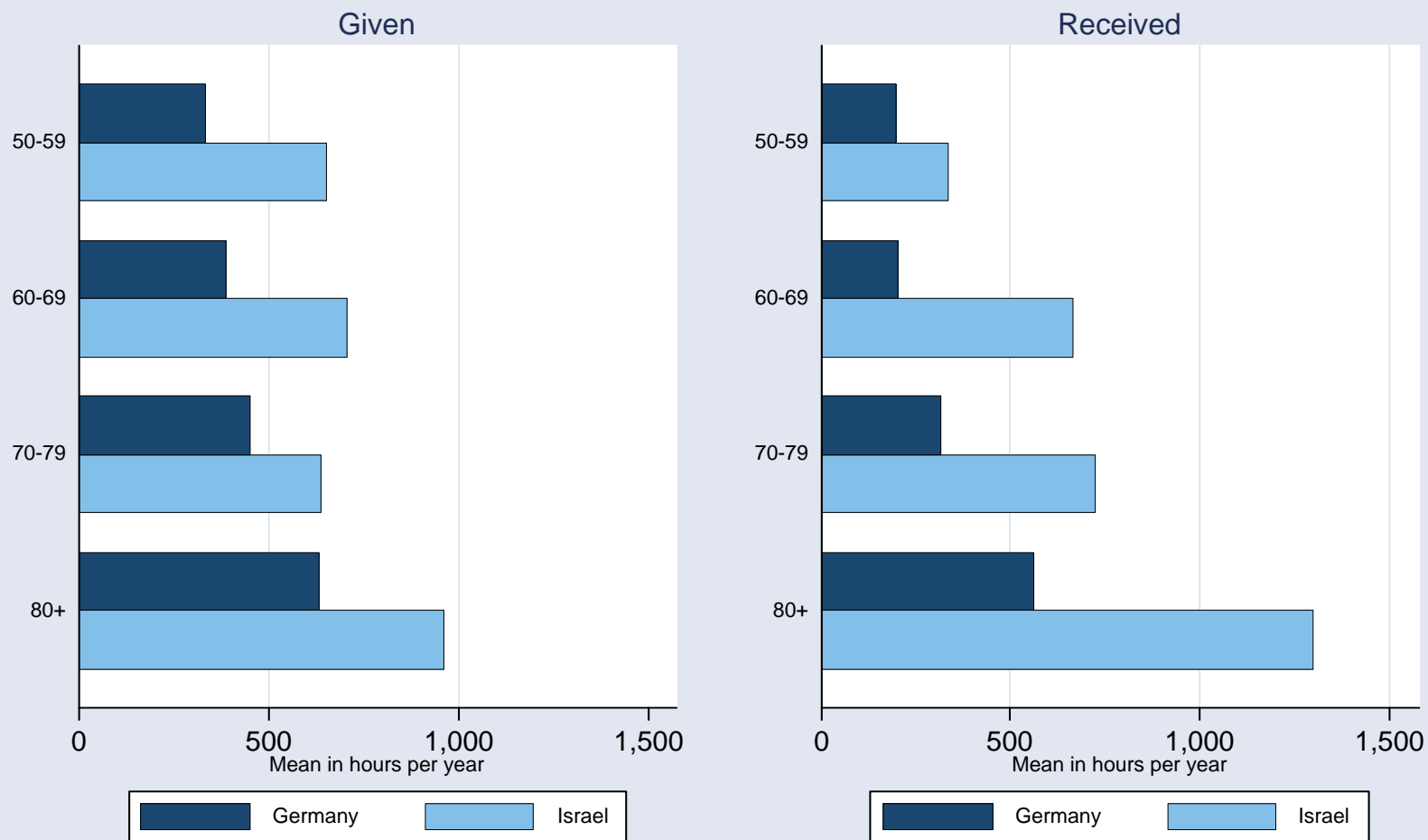
Source: Survey of Health, Ageing and Retirement. For Germany: 2004, Release 1, unweighted. For Israel: 2006, Release 0, unweighted.

# Social support outside the household



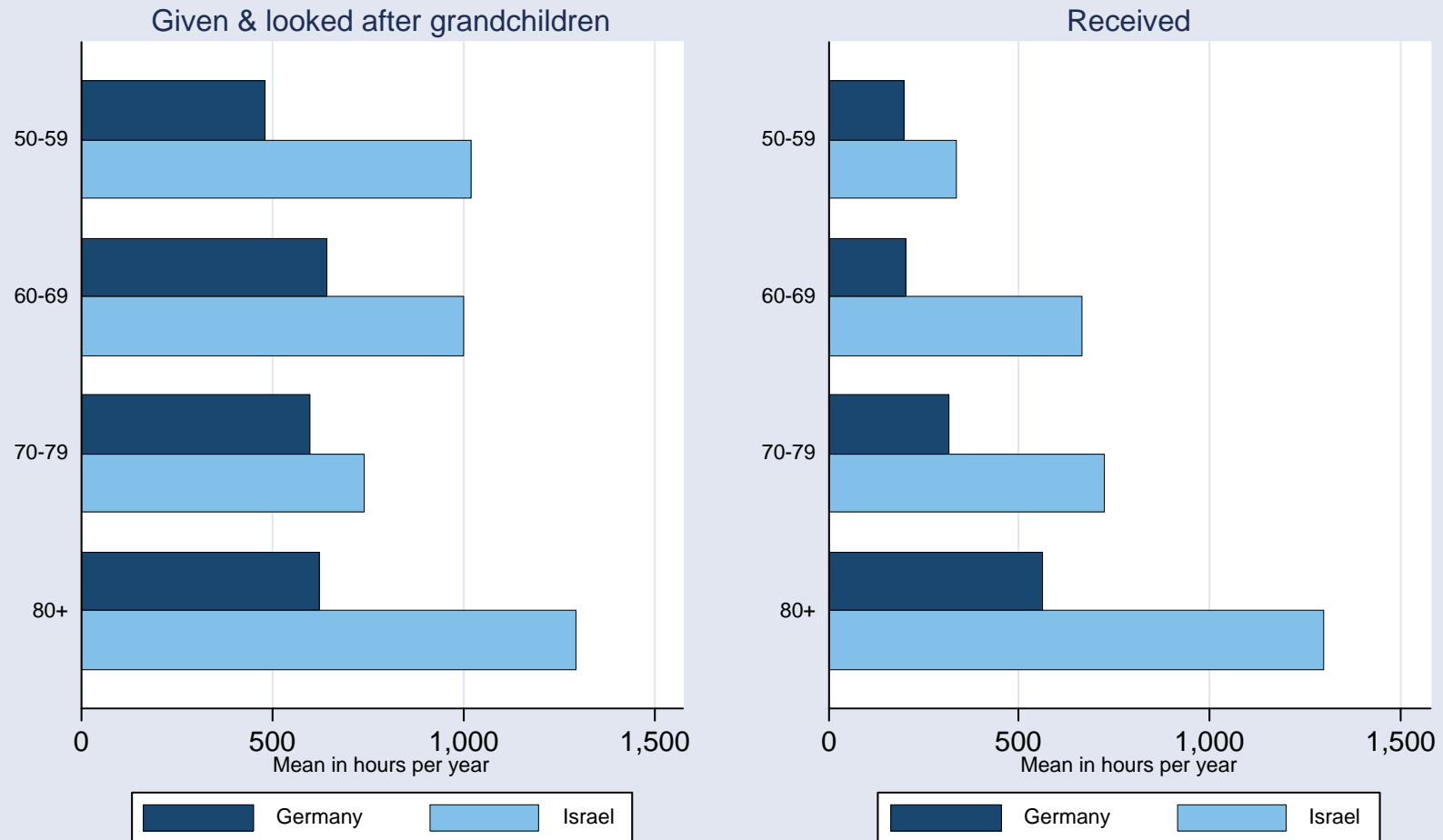
Source: Survey of Health, Ageing and Retirement. For Germany: 2004, Release 1, unweighted. For Israel: 2006, Release 0, unweighted.

# Amount of social support outside the household



Source: Survey of Health, Ageing and Retirement. For Germany: 2004, Release 1, unweighted. For Israel: 2006, Release 0, unweighted.

# Amount of social support outside the household



Source: Survey of Health, Ageing and Retirement. For Germany: 2004, Release 1, unweighted. For Israel: 2006, Release 0, unweighted.

# Multivariate - Germany

## Giving social support Odds Ratios

Number of children

Two

1.338\*

Three and more

1.833\*



# Multivariate - Germany

## Giving social support Odds Ratios

### Number of children

Two	1.338*	1.257
Three and more	1.833*	1.701*

### Proximity

25 to 100 kilometers	0.963
1 to 25 kilometers	1.502*
Less than 1 kilometer	1.998*
Same building	1.893*

# Multivariate - Israel

## Giving social support Odds Ratios

Number of children

Two

1.388

Three and more

2.244\*

# Multivariate - Israel

## Giving social support Odds Ratios

### Number of children

Two	1.388	1.471
Three and more	2.244*	2.222*

### Proximity

25 to 100 kilometers	0.647
1 to 25 kilometers	0.932
Less than 1 kilometer	1.199
Same building	1.529

# Family Structure Israel

	Hebrew	Arab	Russian
Number of children			
None	4.3	2.4	9.4
One	7.4	2.1	37.5
Two	24.3	1.3	47.7
Three and more	64.0	94.2	5.4

# Family Structure Israel

	Hebrew	Arab	Russian
Number of children			
None	4.3	2.4	9.4
One	7.4	2.1	37.5
Two	24.3	1.3	47.7
Three and more	64.0	94.2	5.4
Number of grandchildren			
None	27.4	16.8	37.5
One	6.8	4.9	28.1
Two	10.7	6.5	11.7
Three and more	55.1	71.8	22.7

# Family Structure Israel

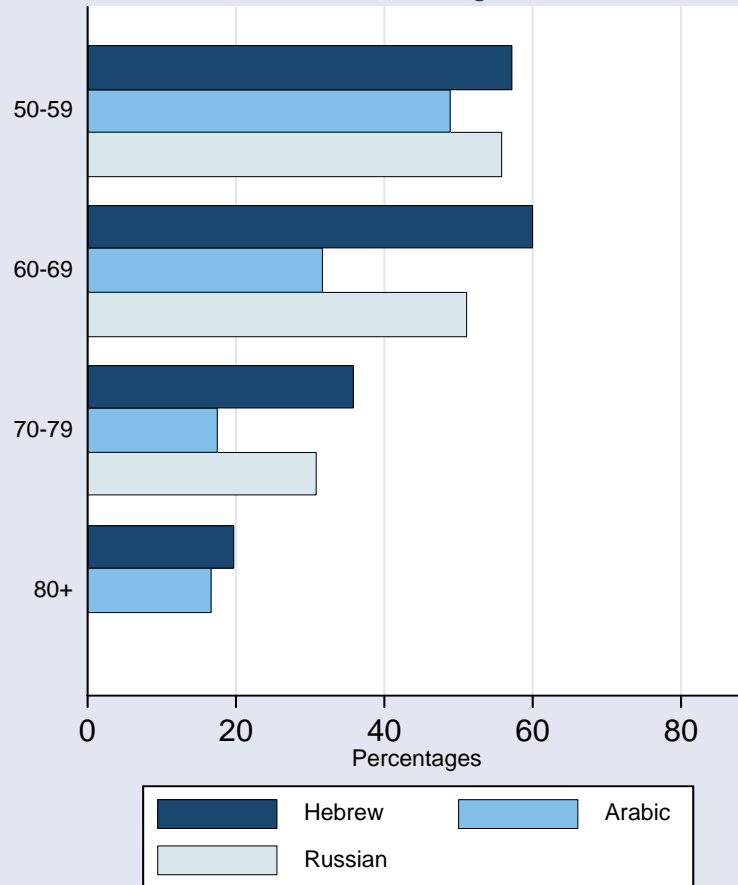
Hebrew Arab Russian

## Proximity of nearest living child

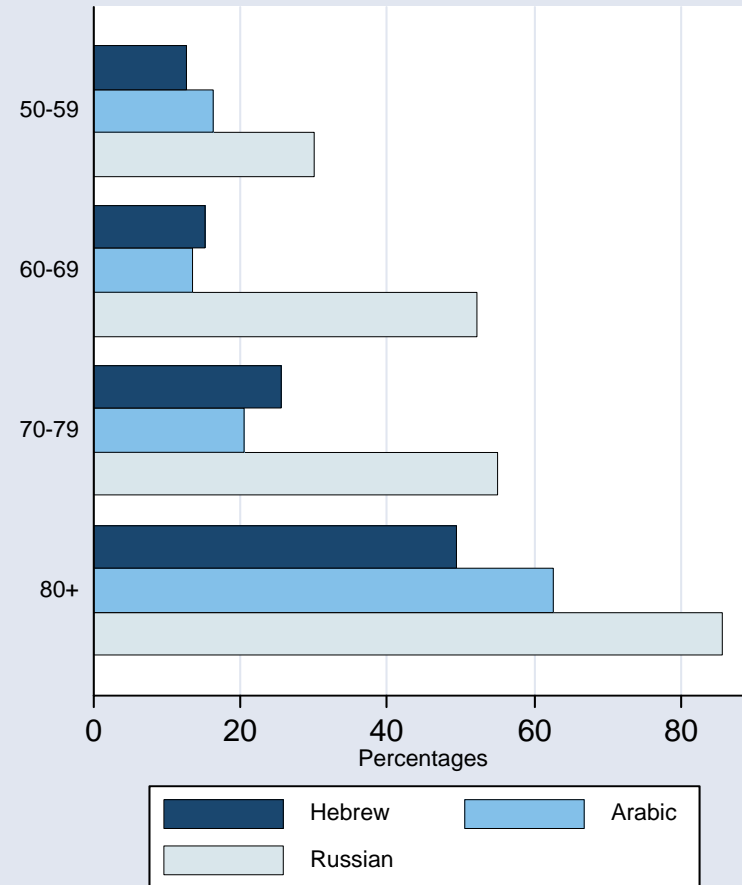
More than 100 kilometers	3.5	-	5.2
25 to 100 kilometers	9.3	-	8.6
1 to 25 kilometers	33.5	1.4	33.6
Less than 1 kilometer	12.9	5.2	7.8
Same building	3.3	15.3	-
Same household	37.6	78.1	44.8

# Social support outside the household in Israel

## Given & looked after grandchildren

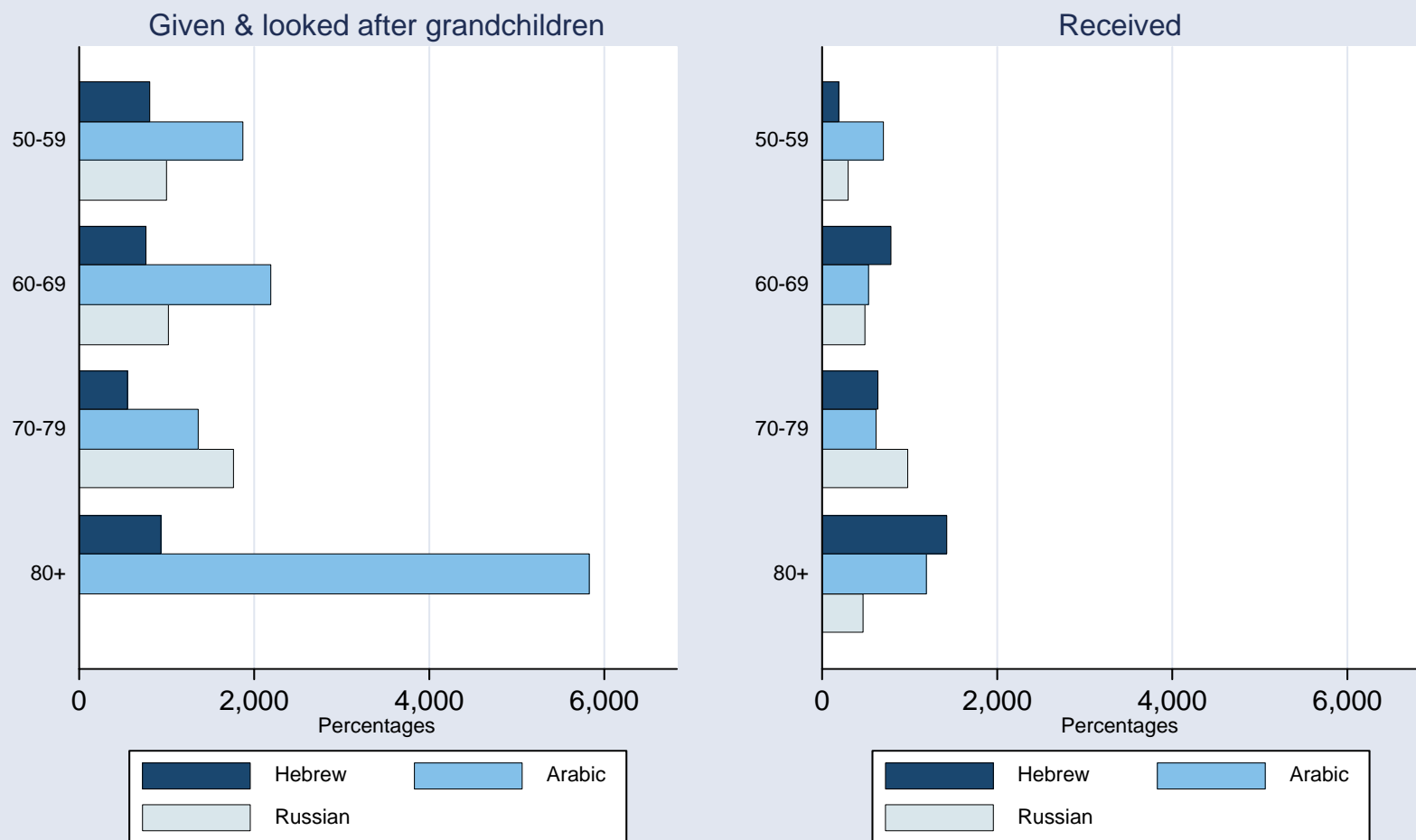


## Received



Source: Survey of Health, Ageing and Retirement 2006, Release 0, unweighted.

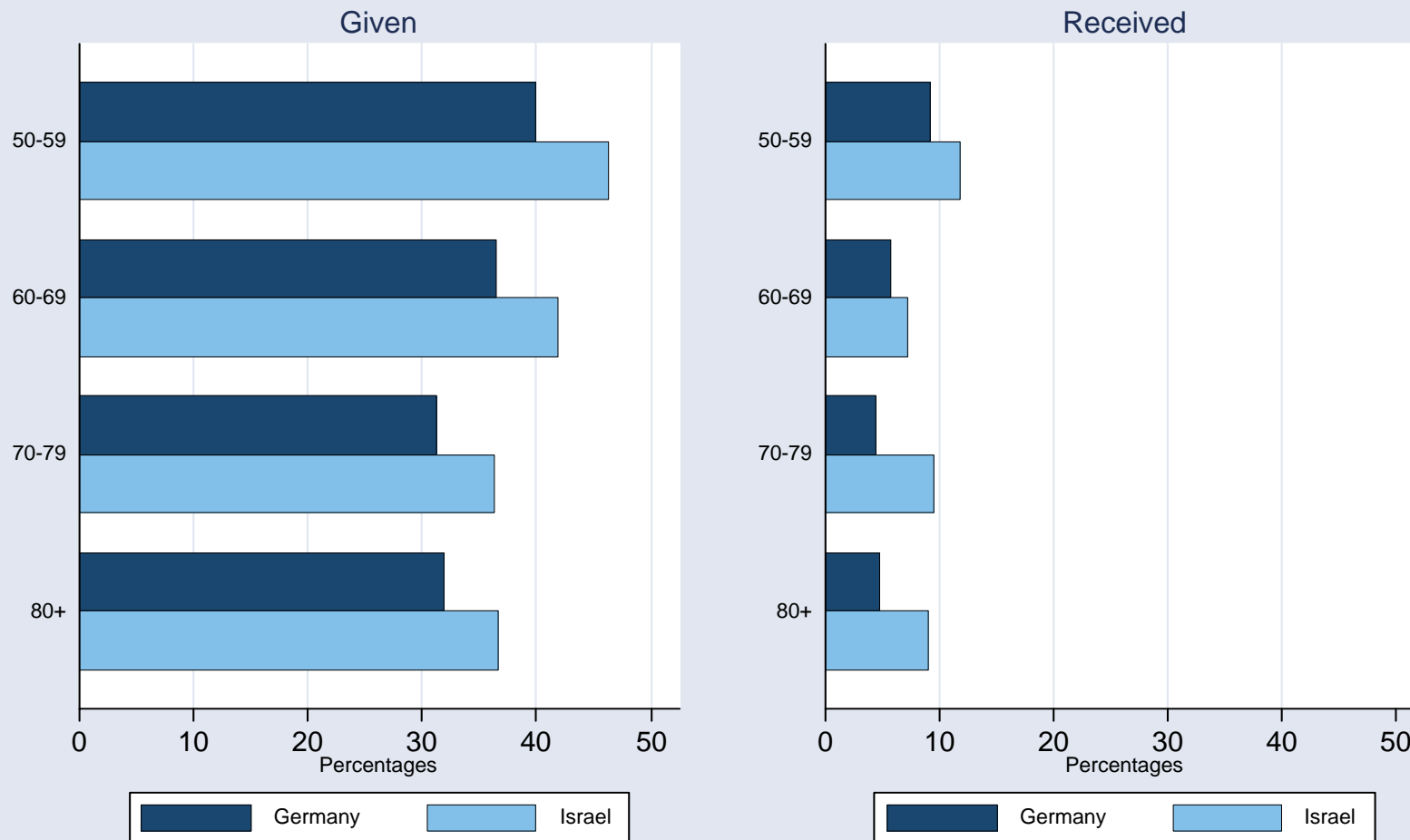
# Amount of social support outside the household in Israel



Source: Survey of Health, Ageing and Retirement 2006, Release 0, unweighted.

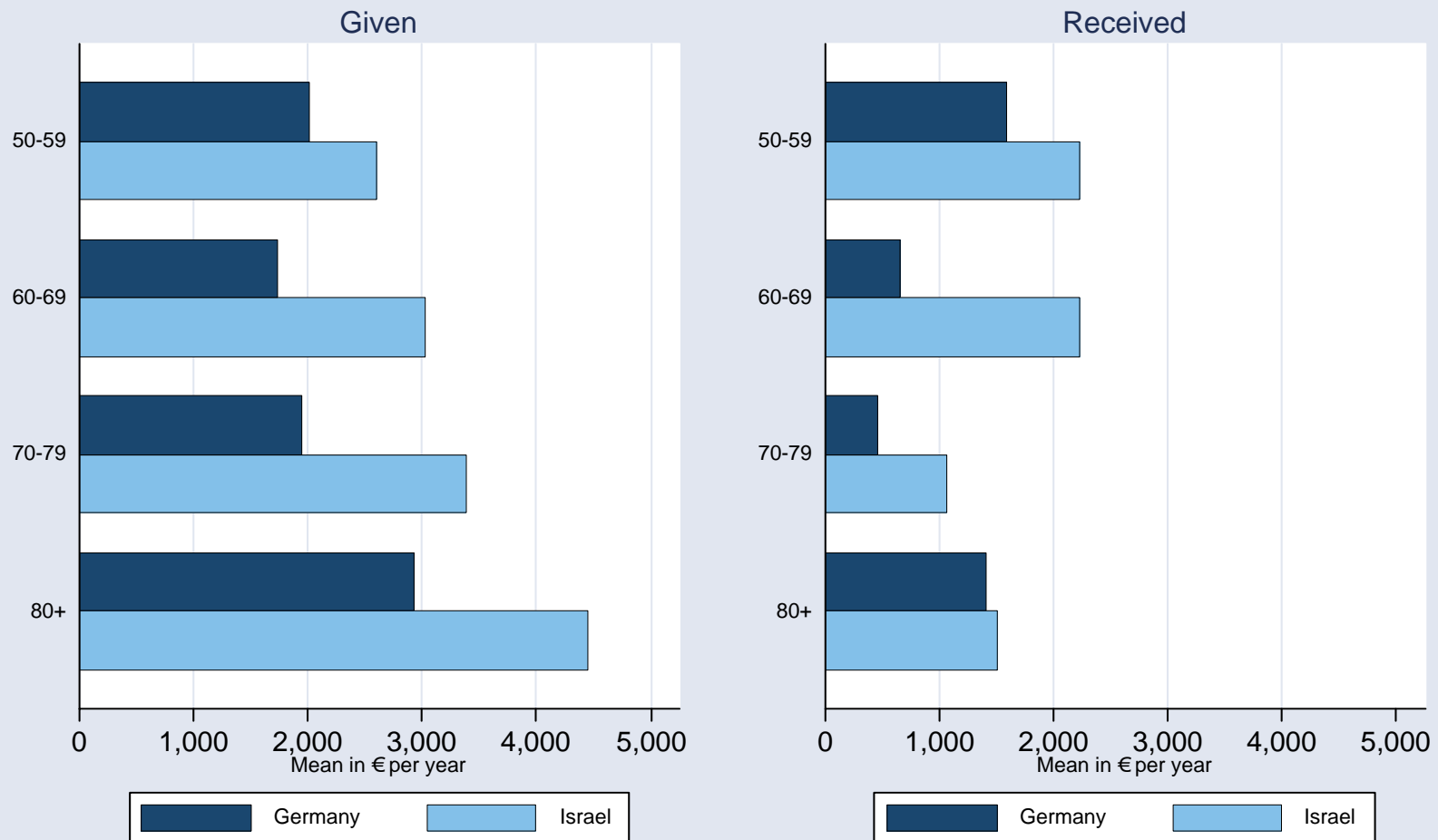


# Financial support inside or outside the household



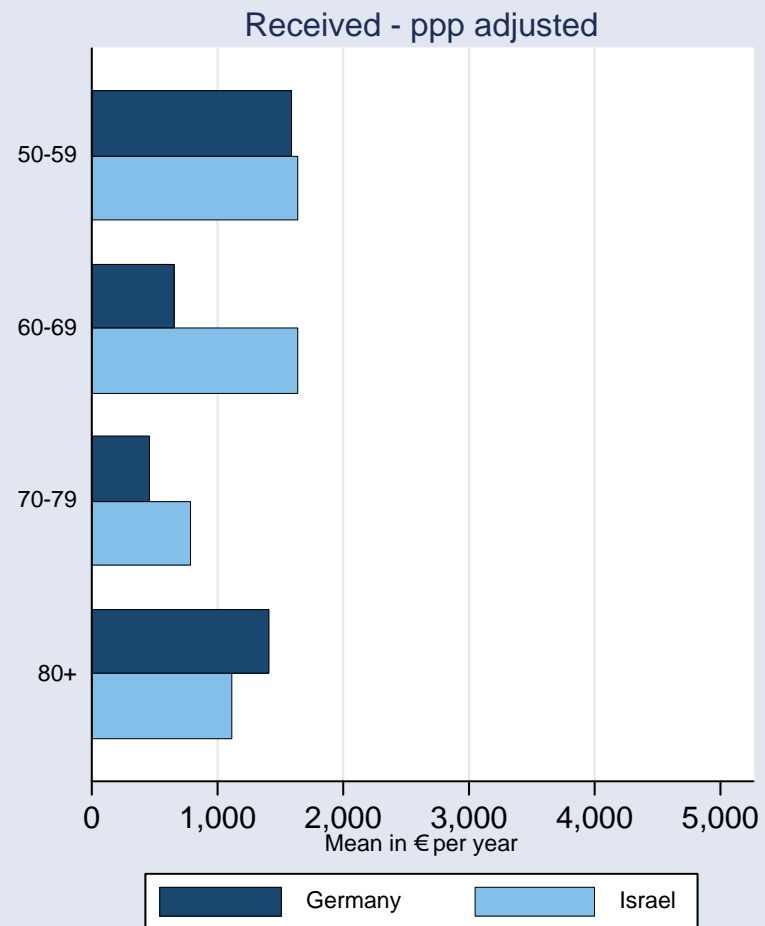
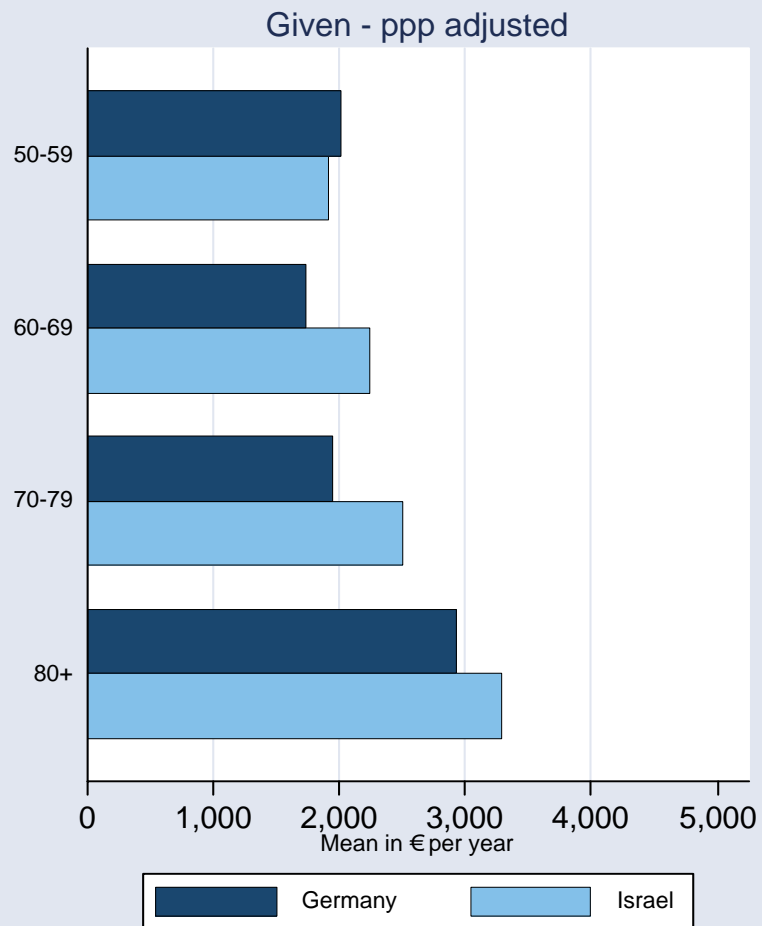
Source: Survey of Health, Ageing and Retirement. For Germany: 2004, Release 1, unweighted. For Israel: 2006, Release 0, unweighted.

# Amount of financial support inside or outside the household



Source: Survey of Health, Ageing and Retirement. For Germany: 2004, Release 1, unweighted. For Israel: 2006, Release 0, unweighted.

# Amount of financial support inside or outside the household

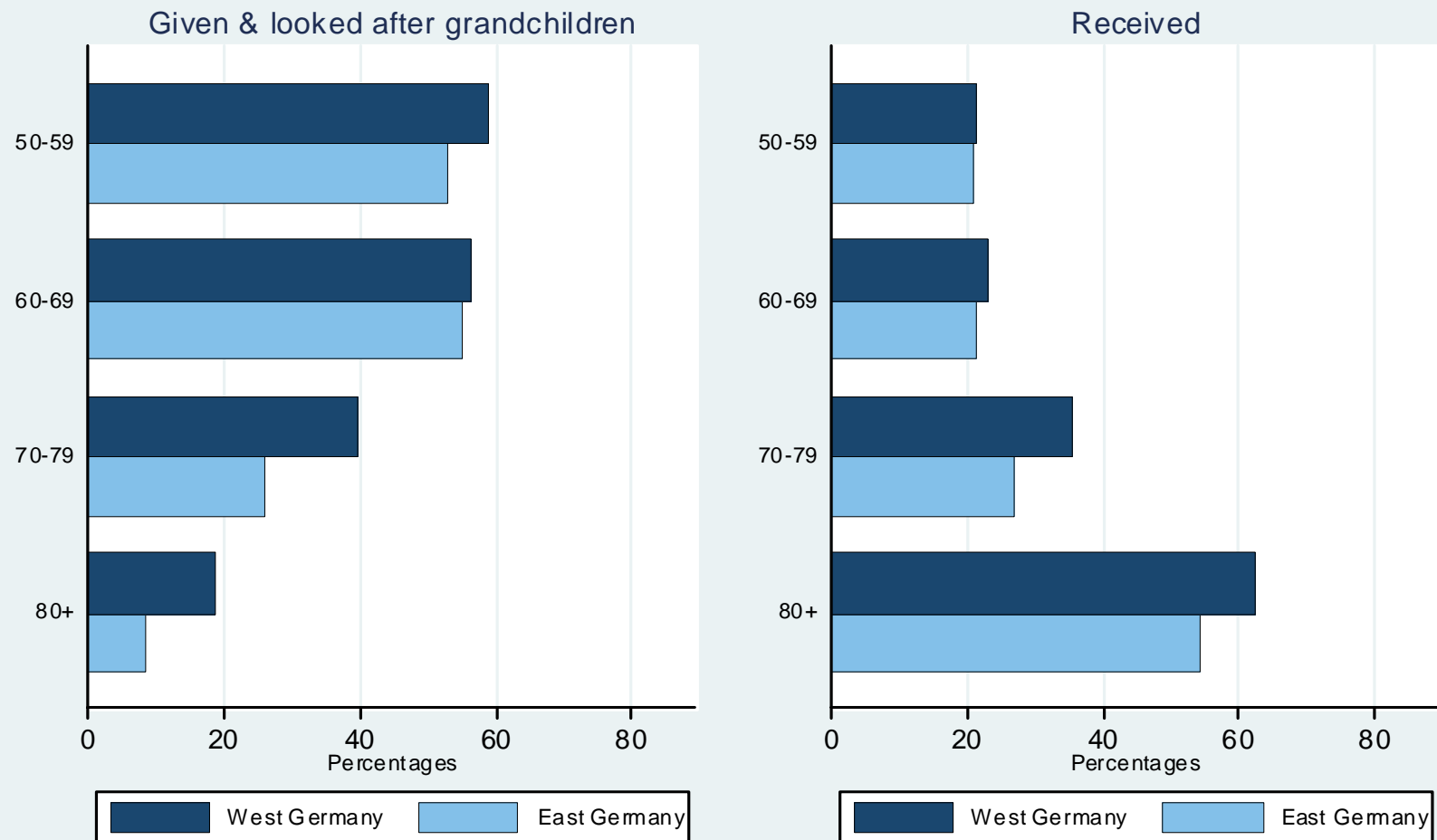


Source: Survey of Health, Ageing and Retirement. For Germany: 2004, Release 1, unweighted. For Israel: 2006, Release 0, unweighted.

# Conclusion

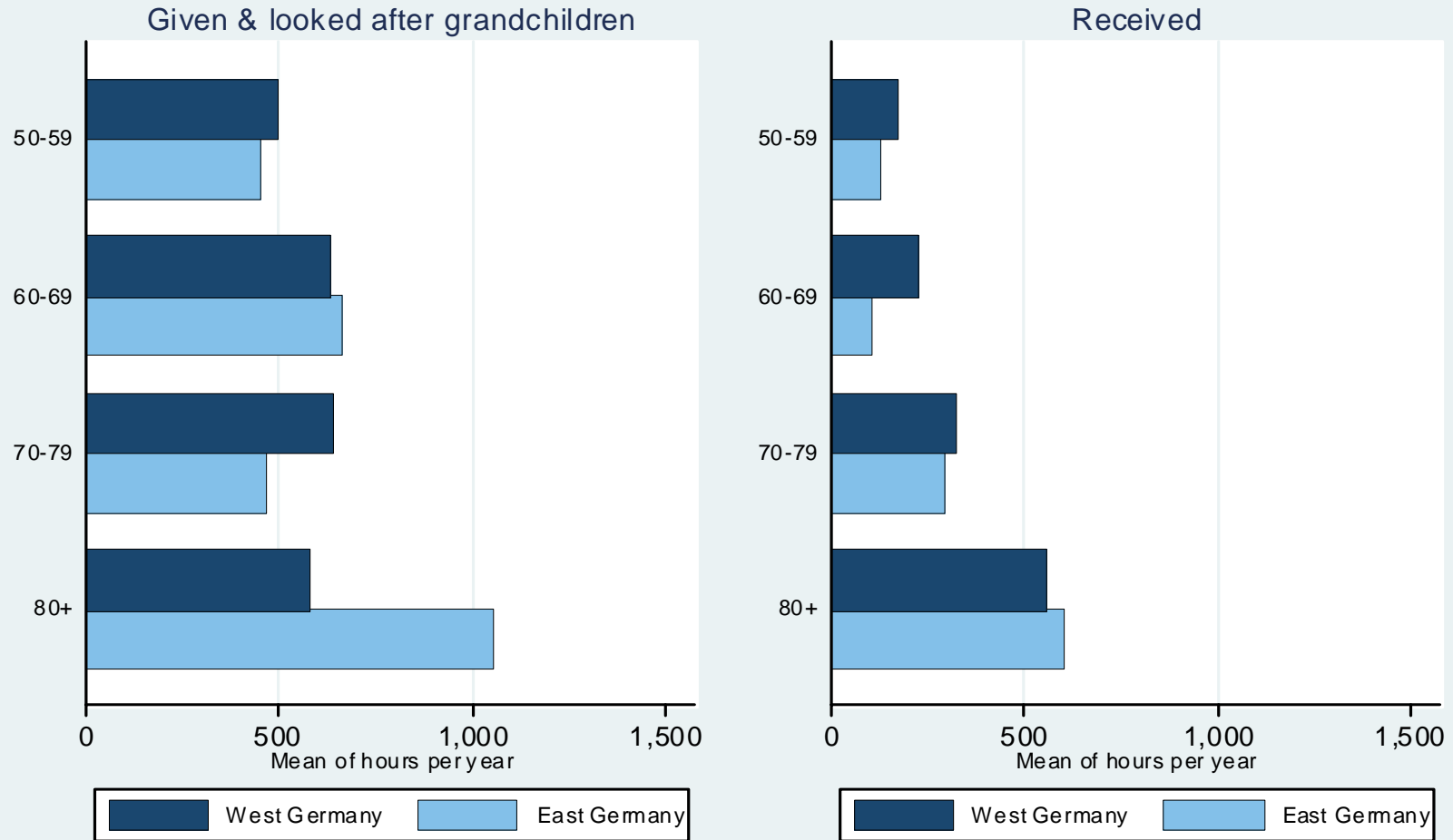
- Similar patterns of giving and receiving in both countries
  - Those aged 80 and above are least likely to give and most likely to receive
  - Higher percentage of social support outside the household in Germany
  - Higher percentage of financial transfer in Israel
- Higher intensity of transfers in Israel
- Smaller country differences than expected
- Large differences within countries, especially in Israel

# Social support outside the household in Germany



Source: Survey of Health, Ageing and Retirement 2004, Release 1, unweighted.

# Amount of social support outside the household in Germany



Source: Survey of Health, Ageing and Retirement 2004, Release 1, unweighted.